

# GCSE Maths worksheet 18

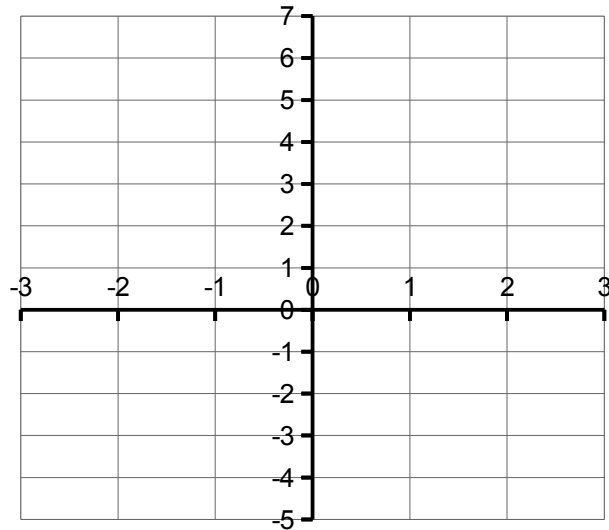
Name \_\_\_\_\_

Group \_\_\_\_\_

Don't use a calculator. Do all your working on this sheet. Answer all the questions.

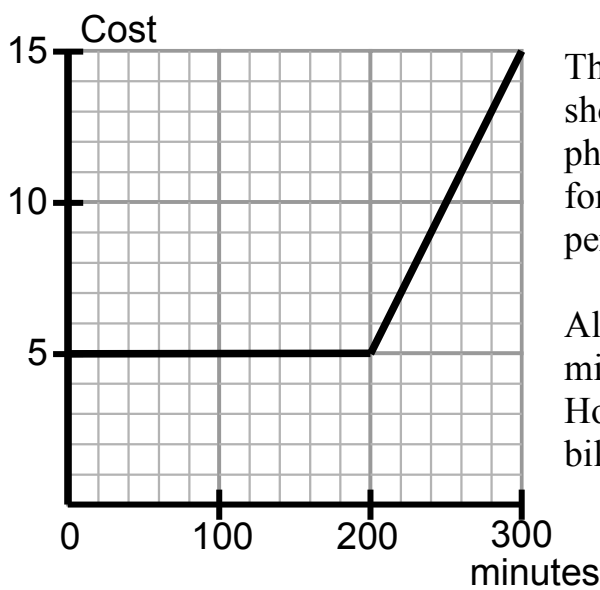
1

a) Plot and label the points A  $(-2, 5)$  and B  $(2, -3)$



b) Draw the line AB and mark the midpoint with a cross

2



The graph left shows how much a phone contract costs for each monthly period.

Algernon uses 240 minutes one month. How much is his bill?

3

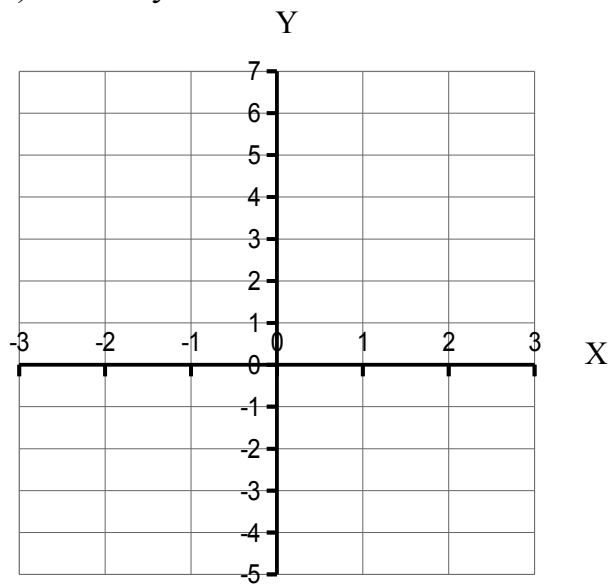
Use the graph grid on the page below to draw the lines represented by these formulas...

a)  $x = 2$

b)  $y = -4$

c)  $y = x$

d)  $x + y = 2$



4

Plot the graph of  $y = 2x + 1$  for  $x = -3$  to  $x = +3$  on the grid below.

